



2013

**Round 6 : Hidden Valley Raceway - NT : September 13 - 15****SUPERSPORT****Qualifying**

Date: 14/09/13
 Event: Q05
 Weather: Partly cloudy - Temp: 28.6C
 Track: Dry - Temp: 42.8C

Started at: 09:05:19
 Laps: 30 Min
 Starters: 24
 Printed at: 9:41

PROVISIONAL CLASSIFICATION

Pos	No	Gr	Name	Machine	Fastest Lap	On Lap	Behind Prev	Behind Leader
1	64	B	Aaron MORRIS (NSW) / Maxima Yamaha / Ohlins / Arrow / Pirelli / RK Bell / Alpine Stars	Yamaha YZF-R6	1:09.770	5 of 5		
2	46	A	Mike JONES (QLD) / XXX Rated / Allsite Concrete Cutting / Wagner Soil Testing / RIAA	Yamaha YZF-R6	1:10.084	3 of 3	.314	.314
3	2	A	Daniel FALZON (SA) / Caterpillar / EPSA / Yamaha	Yamaha YZF-R6	1:10.577	4 of 6	.493	.807
4	50	B	Callum SPRIGGS (QLD) / YRD / Allsite Concrete Cutting / XXX Rated Supervision	Yamaha YZF-R6	1:10.801	3 of 3	.224	1.031
5	78	B	Michael BLAIR (NSW) / Blairbuild / YRD / Joe Groot Civil	Yamaha YZF-R6	1:10.810	9 of 9	.009	1.040
6	41	C	Aiden WAGNER (QLD) / YRD / XXX Rated Suspension / Wagner Soil Testing	Yamaha YZF-R6	1:10.892	8 of 8	.082	1.122
7	65	C	Hudson PITT (SA) / CM Racing / Hyperfert / Allbake Services / Underground Designs	Suzuki GSX-R	1:10.946	3 of 4	.054	1.176
8	53	B	Mason COOTE (VIC) / Dynoverks Racing / MSC Safe co / YRD / Yamaha / Radmix	Yamaha YZF-R6	1:11.045	2 of 2	.099	1.275
9	68	C	Mitch LEVY (NSW) / Racers Edge Performance / Pirelli / Motull	Suzuki GSX-R	1:11.075	17 of 17	.030	1.305
10	82	A	Chris QUINN (NSW) / Coopers Pale Ale / Homes Extractive Resources / Channon Tavern	Yamaha YZF-R6	1:11.262	5 of 5	.187	1.492
11	17	D	Sam LAMBERT (NT) / Labron / NT Motorcycle Centre / Link International	Triumph Daytona	1:11.318	18 of 18	.056	1.548
12	96	A	Aaron GOBERT (NSW)	Kawasaki ZX6R	1:11.416	3 of 7	.098	1.646
13	52	A	Ryan TAYLOR (VIC) / Yamaha / Pirelli / Motul / YRD / SW Racing	Yamaha YZF-R6	1:11.561	7 of 7	.145	1.791
14	67	D	Brenton HYDE (NSW) / KJ & SA Yates Plumbing	Yamaha YZF-R6	1:11.902	9 of 17	.341	2.132
15	84	C	Thomas BRYDEN (NSW) / Motul / RK Chains / Road & Circuit / Landbridge Transport	Yamaha YZF-R6	1:12.596	14 of 16	.694	2.826

Chief Time Keeper - Scott Laing

Clerk of Course - Tom Williams




Computime Race Timing Systems Pty Ltd © 1996
 Licensed to Computime Race Timing Systems

www.computime.com.au**COMPUTIME RACE TIMING SYSTEMS PTY LTD**

9 Timber Lane, Glen Waverley, Vic 3150. Ph : 0418 17 13 17

E-mail : scott@computime.com.au





2013 QBE



Round 6 : Hidden Valley Raceway - NT : September 13 - 15

SUPERSPORT Qualifying

Date: 14/09/13
Event: Q05
Weather: Partly cloudy - Temp: 28.6C
Track: Dry - Temp: 42.8C

Started at: 09:05:19
Laps: 30 Min
Starters: 24
Printed at: 9:41

PROVISIONAL CLASSIFICATION

Pos	No	Gr	Name	Machine	Fastest Lap	On Lap	Behind Prev	Behind Leader
16	85	C	Joshua CUMMING (QLD) / Future Sport M-cycles / Fosters Ace Auto Repairs / Outback Jacks	Yamaha YZF-R6	1:12.776	4 of 12	.180	3.006
17	58	B	Anthony QUINN (NSW) / Coopers Pale Ale / Homes Extractive Resources / Channon Tavern	Yamaha YZF-R6	1:13.041	8 of 15	.265	3.271
18	32	D	David ROUGHLEY (QLD) / Lismore M-cycles / Tyres For Bikes / Mick's Fix / Arlen Ness/ Castrol	Yamaha YZF-R6	1:14.168	14 of 14	1.127	4.398
19	72	C	Sam SLESSAR (NT)	Kawasaki ZX6R	1:14.253	5 of 5	.085	4.483
20	42	C	Steven RELPH (QLD)	Yamaha YZF-R6	1:15.005	9 of 13	.752	5.235
21	98	C	Evan BYLES (SA) / SA M-cycles / Kawasaki / Fast Ev's Coffee / Bendix Brakes / Motul	Kawasaki ZX6R	1:15.261	12 of 12	.256	5.491
22	89	C	Anthony VILLELLA (QD) / Prime Clothing and graphics / @ Wheels n Wear	Suzuki GSX-R	1:15.906	5 of 12	.645	6.136
23	39	C	Daniel SCHEY (NT)	Suzuki GSX-R	1:16.074	16 of 16	.168	6.304
24	87	D	Trafford WHALAN (NT) / Maw Pumo / Uniglide	Triumph Daytona	1:16.083	5 of 11	.009	6.313

Current best lap for SS class - 1:09.723 by Mike JONES (QLD) on a Yamaha YZF-R6 set on 13/09/13

*** ALL RIDERS QUALIFY - TOP 13 RIDERS QUALIFY FOR SUPERPOLE ***

The results are provisional until the end of the time limit for protests and appeals.


Chief Time Keeper - Scott Laing

Clerk of Course - Tom Williams



Computime Race Timing Systems Pty Ltd © 1996
Licensed to Computime Race Timing Systems
www.computime.com.au

COMPUTIME RACE TIMING SYSTEMS PTY LTD
9 Timber Lane, Glen Waverley, Vic 3150. Ph : 0418 17 13 17
E-mail : scott@computime.com.au





2013



Round 6 : Hidden Valley Raceway - NT : September 13 - 15

SUPERSPORT

Qualifying

Date: 14/09/13
 Event: Q05
 Weather: Partly cloudy - Temp: 28.6C
 Track: Dry - Temp: 42.8C


Started at: 09:05:19
 Laps: 30 Min
 Starters: 24
 Printed at: 9:41

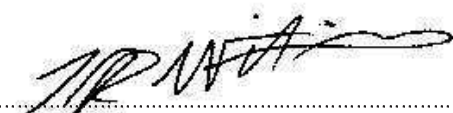
PROVISIONAL LAP TIMES

No	Name	Lap 1	Lap 2	Lap 3	Lap 4	Lap 5	Lap 6	Lap 7	Lap 8	Lap 9	Lap 10
2	Daniel FALZON (SA)	1:26.021	1:13.836	1:12.350	1:10.577	2:57.224	1:27.027				
17	Sam LAMBERT (NT)	1:21.523	1:14.933	1:13.953	1:12.685	1:13.125	1:11.745	1:11.449	4:55.953	1:27.950	1:12.159
		10	1:11.709	1:11.609	1:11.582	3:35.259	1:22.123	1:13.865	1:11.401	1:11.318	
32	David ROUGHLEY (QLD)	1:32.288	1:18.056	1:15.815	1:15.357	1:15.532	1:14.678	1:14.499	1:15.181	1:14.808	1:14.914
		10	1:14.582	1:14.771	1:14.556	1:14.168					
39	Daniel SCHEY (NT)	1:17.036	1:16.300	1:16.797	1:16.177	1:17.035	1:16.436	1:18.226	1:17.154	1:16.714	1:16.847
		10	1:16.608	7:02.895	1:17.474	1:16.152	1:16.186	1:16.074			
41	Aiden WAGNER (QLD)	1:27.714	1:11.502	1:11.721	1:11.312	2:56.249	1:45.093	1:11.490	1:10.892		
42	Steven RELPH (QLD)	1:27.702	1:17.737	1:16.698	1:16.663	1:15.857	1:15.131	1:15.398	1:15.609	1:15.005	1:15.037
		10	2:47.140	1:28.619	1:15.229						
46	Mike JONES (QLD)	1:49.930	1:12.254	1:10.084							
50	Callum SPRIGGS (QLD)	1:33.584	1:13.014	1:10.801							
52	Ryan TAYLOR (VIC)	1:29.248	1:14.904	1:12.390	1:11.955	1:11.835	1:11.901	1:11.561			
53	Mason COOTE (VIC)	1:29.629	1:11.045								
58	Anthony QUINN (NSW)	1:46.758	1:17.977	1:14.025	1:13.660	1:32.353	1:22.150	1:13.830	1:13.041	1:13.165	1:13.306
		10	1:13.222	3:17.699	1:30.132	1:13.574	1:13.318				
64	Aaron MORRIS (NSW)	1:27.845	1:14.594	1:12.014	1:10.148	1:09.770					
65	Hudson PITT (SA)	1:28.315	1:12.897	1:10.946	1:11.100						
67	Brenton HYDE (NSW)	1:26.216	1:14.353	1:13.295	1:12.862	1:12.496	1:13.320	1:12.125	1:12.032	1:11.902	1:12.216
		10	9:54.378	1:42.001	1:12.743	1:15.908	1:11.960	1:12.251	1:12.323		
68	Mitch LEVY (NSW)	1:25.597	1:13.289	1:12.373	1:34.145	1:12.423	1:11.904	8:51.054	1:25.772	1:15.473	1:12.467
		10	1:11.969	1:11.760	1:37.097	1:21.372	1:11.995	1:11.529	1:11.075		
72	Sam SLESSAR (NT)	1:51.679	1:28.022	1:22.185	1:14.512	1:14.253					
78	Michael BLAIR (NSW)	1:25.398	1:12.603	1:11.247	1:11.005	1:11.065	1:11.113	1:11.633	1:12.153	1:10.810	
82	Chris QUINN (NSW)	1:32.745	1:13.309	1:11.603	1:11.303	1:11.262					
84	Thomas BRYDEN (NSW)	1:34.188	1:16.021	1:13.219	1:34.279	1:34.563	1:13.005	4:13.821	1:29.436	1:13.793	1:18.655
		10	1:12.704	1:45.487	1:28.660	1:12.596	1:12.857	1:12.966			
85	Joshua CUMMING (QLD)	1:30.981	1:16.854	1:14.118	1:12.776	1:12.834	2:07.729	1:26.883	1:14.566	1:13.154	1:13.108
		10	1:12.933	4:14.122							
87	Trafford WHALAN (NT)	1:30.892	1:17.719	1:16.849	1:16.693	1:16.083	2:08.469	1:28.592	1:16.208	3:08.330	1:27.650
		10	1:17.625								
89	Anthony VILLELLA (QD)	1:29.477	1:17.953	1:16.036	1:16.013	1:15.906	1:16.066	2:52.001	2:57.556	1:16.694	1:16.405
		10	1:17.909	2:04.177							
96	Aaron GOBERT (NSW)	1:32.091	1:12.916	1:11.416	10:21.252	1:24.680	1:11.870	1:11.471			
98	Evan BYLES (SA)	1:33.955	1:18.567	1:16.873	1:16.246	1:16.597	1:16.280	1:15.935	1:15.559	1:15.828	2:51.977
		10	1:26.991	1:15.261							

*** ALL RIDERS QUALIFY - TOP 13 RIDERS QUALIFY FOR SUPERPOLE ***

The results are provisional until the end of the time limit for protests and appeals.



 Chief Time Keeper - Scott Laing


 Clerk of Course - Tom Williams



Computime Race Timing Systems Pty Ltd © 1996
 Licensed to Computime Race Timing Systems
www.computime.com.au

COMPUTIME RACE TIMING SYSTEMS PTY LTD
 9 Timber Lane, Glen Waverley, Vic 3150. Ph : 0418 17 13 17
 E-mail : scott@computime.com.au





2013



Round 6 : Hidden Valley Raceway - NT : September 13 - 15

SUPERSPORT

Qualifying

Date: 14/09/13
 Event: Q05
 Weather: Partly cloudy - Temp: 28.6C
 Track: Dry - Temp: 42.8C

Started at: 09:05:19
 Laps: 30 Min
 Starters: 24
 Printed at: 9:41

PROVISIONAL SPLIT TIMES

Lap	Split 1	Split 2	Split 3	Lap Time	Lap	Split 1	Split 2	Split 3	Lap Time
2 Daniel FALZON (SA) (3rd)					10	24.952	25.623	24.339	1:14.914
1	33.300	27.655	25.066	1:26.021	11	24.802	25.510	24.270	1:14.582
2	24.436	25.758	23.642	1:13.836	12	24.834	25.655	24.282	1:14.771
3	23.591	25.418	23.341	1:12.350	13	24.735	25.566	24.255	1:14.556
4	23.204	24.338	23.035	1:10.577	14	24.607	25.394	24.167	1:14.168
5	26.745	25.959	2:04.520	2:57.224	39 Daniel SCHEY (NT) (23th)				
6	37.842	25.201	23.984	1:27.027	1	4:01.218	27.583	25.781	4:54.582
17 Sam LAMBERT (NT) (11th)					2	25.525	26.351	25.160	1:17.036
1	30.884	26.388	24.251	1:21.523	3	25.449	25.907	24.944	1:16.300
2	24.156	26.186	24.591	1:14.933	4	25.314	26.269	25.214	1:16.797
3	23.661	25.369	24.923	1:13.953	5	25.175	26.079	24.923	1:16.177
4	23.418	24.858	24.409	1:12.685	6	25.337	26.256	25.442	1:17.035
5	24.457	25.012	23.656	1:13.125	7	25.319	26.002	25.115	1:16.436
6	23.280	24.844	23.621	1:11.745	8	25.385	27.256	25.585	1:18.226
7	23.689	24.444	23.316	1:11.449	9	25.511	25.879	25.764	1:17.154
8	28.847	27.092	4:00.014	4:55.953	10	25.504	25.946	25.264	1:16.714
9	37.379	25.835	24.736	1:27.950	11	25.384	26.037	25.426	1:16.847
10	23.637	24.880	23.642	1:12.159	12	25.460	25.905	25.243	1:16.608
11	23.251	24.781	23.677	1:11.709	13	6:07.756	29.225	25.914	7:02.895
12	23.372	24.659	23.578	1:11.609	14	25.326	26.886	25.262	1:17.474
13	23.459	24.647	23.476	1:11.582	15	25.219	25.995	24.938	1:16.152
14	23.919	27.530	2:43.810	3:35.259	16	25.244	25.935	25.007	1:16.186
15	32.969	25.157	23.997	1:22.123	17	25.320	25.956	24.798	1:16.074
16	23.832	26.339	23.694	1:13.865	41 Aiden WAGNER (QLD) (6th)				
17	23.336	24.781	23.284	1:11.401	1	38.071	25.986	23.657	1:27.714
18	23.328	24.595	23.395	1:11.318	2	23.633	24.395	23.474	1:11.502
32 David ROUGHLEY (QLD) (18th)					3	23.657	24.492	23.572	1:11.721
1	36.046	29.654	26.588	1:32.288	4	23.449	24.330	23.533	1:11.312
2	26.031	26.882	25.143	1:18.056	5	26.325	26.464	2:03.460	2:56.249
3	25.209	25.849	24.757	1:15.815	6	56.015	25.383	23.695	1:45.093
4	24.933	25.942	24.482	1:15.357	7	23.538	24.406	23.546	1:11.490
5	25.016	25.870	24.646	1:15.532	8	23.558	23.972	23.362	1:10.892
6	24.783	25.677	24.218	1:14.678	42 Steven RELPH (QLD) (20th)				
7	24.699	25.442	24.358	1:14.499	1	33.070	28.452	26.180	1:27.702
8	24.698	25.670	24.813	1:15.181	2	25.726	26.836	25.175	1:17.737
9	24.663	25.684	24.461	1:14.808					


Scott Laing
 Chief Time Keeper - Scott Laing

Tom Williams
 Clerk of Course - Tom Williams



Computime Race Timing Systems Pty Ltd © 1996
 Licensed to Computime Race Timing Systems
www.computime.com.au

COMPUTIME RACE TIMING SYSTEMS PTY LTD
 9 Timber Lane, Glen Waverley, Vic 3150. Ph : 0418 17 13 17
 E-mail : scott@computime.com.au





2013



Round 6 : Hidden Valley Raceway - NT : September 13 - 15

SUPERSPORT Qualifying

Date: 14/09/13
 Event: Q05
 Weather: Partly cloudy - Temp: 28.6C
 Track: Dry - Temp: 42.8C

Started at: 09:05:19
 Laps: 30 Min
 Starters: 24
 Printed at: 9:41

PROVISIONAL SPLIT TIMES

Lap	Split 1	Split 2	Split 3	Lap Time	Lap	Split 1	Split 2	Split 3	Lap Time
3	25.195	26.338	25.165	1:16.698	3	24.515	25.314	24.196	1:14.025
4	25.571	26.184	24.908	1:16.663	4	24.279	25.252	24.129	1:13.660
5	25.232	26.035	24.590	1:15.857	5	24.133	26.359	41.861	1:32.353
6	24.892	25.761	24.478	1:15.131	6	32.129	25.548	24.473	1:22.150
7	24.925	25.816	24.657	1:15.398	7	24.471	25.190	24.169	1:13.830
8	25.146	25.823	24.640	1:15.609	8	23.947	25.000	24.094	1:13.041
9	24.910	25.696	24.399	1:15.005	9	23.974	25.048	24.143	1:13.165
10	24.962	25.530	24.545	1:15.037	10	24.026	25.131	24.149	1:13.306
11	25.524	26.448	1:55.168	2:47.140	11	24.116	25.001	24.105	1:13.222
12	36.182	26.891	25.546	1:28.619	12	36.263	41.683	1:59.753	3:17.699
13	24.985	25.772	24.472	1:15.229	13	39.730	26.042	24.360	1:30.132
46 Mike JONES (QLD) (2nd)					14	24.182	25.247	24.145	1:13.574
1	52.634	27.423	29.873	1:49.930	15	23.905	24.849	24.564	1:13.318
2	23.976	25.072	23.206	1:12.254	64 Aaron MORRIS (NSW) (1st)				
3	23.244	23.943	22.897	1:10.084	1	36.790	26.574	24.481	1:27.845
50 Callum SPRIGGS (QLD) (4th)					2	24.073	25.973	24.548	1:14.594
1	39.393	27.206	26.985	1:33.584	3	23.495	24.991	23.528	1:12.014
2	24.680	24.708	23.626	1:13.014	4	23.022	24.095	23.031	1:10.148
3	23.408	24.292	23.101	1:10.801	5	23.001	23.898	22.871	1:09.770
52 Ryan TAYLOR (VIC) (13th)					65 Hudson PITT (SA) (7th)				
1	39.473	25.593	24.182	1:29.248	1	37.657	26.599	24.059	1:28.315
2	24.238	26.083	24.583	1:14.904	2	24.065	25.159	23.673	1:12.897
3	23.895	24.570	23.925	1:12.390	3	23.306	24.346	23.294	1:10.946
4	23.664	24.733	23.558	1:11.955	4	23.395	24.259	23.446	1:11.100
5	23.573	24.594	23.668	1:11.835	67 Brenton HYDE (NSW) (14th)				
6	23.850	24.508	23.543	1:11.901	1	34.024	27.256	24.936	1:26.216
7	23.684	24.396	23.481	1:11.561	2	24.578	25.567	24.208	1:14.353
53 Mason COOTE (VIC) (8th)					3	24.111	25.250	23.934	1:13.295
1	39.960	25.293	24.376	1:29.629	4	24.016	24.948	23.898	1:12.862
2	23.602	23.939	23.504	1:11.045	5	23.965	24.853	23.678	1:12.496
58 Anthony QUINN (NSW) (17th)					6	23.760	24.827	24.733	1:13.320
1	46.343	33.477	26.938	1:46.758	7	23.851	24.376	23.898	1:12.125
2	26.238	26.853	24.886	1:17.977	8	23.779	24.570	23.683	1:12.032
					9	23.607	24.694	23.601	1:11.902
					10	23.810	24.664	23.742	1:12.216


Scott Laing
 Chief Time Keeper - Scott Laing

Tom Williams
 Clerk of Course - Tom Williams



Computime Race Timing Systems Pty Ltd © 1996
 Licensed to Computime Race Timing Systems
www.computime.com.au

COMPUTIME RACE TIMING SYSTEMS PTY LTD
 9 Timber Lane, Glen Waverley, Vic 3150. Ph : 0418 17 13 17
 E-mail : scott@computime.com.au





2013



Round 6 : Hidden Valley Raceway - NT : September 13 - 15

SUPERSPORT Qualifying

Date: 14/09/13
 Event: Q05
 Weather: Partly cloudy - Temp: 28.6C
 Track: Dry - Temp: 42.8C

Started at: 09:05:19
 Laps: 30 Min
 Starters: 24
 Printed at: 9:41

PROVISIONAL SPLIT TIMES

Lap	Split 1	Split 2	Split 3	Lap Time	Lap	Split 1	Split 2	Split 3	Lap Time
11	29.258	33.598	8:51.522	9:54.378	4	23.345	24.245	23.415	1:11.005
12	51.258	26.191	24.552	1:42.001	5	23.353	24.152	23.560	1:11.065
13	23.737	25.226	23.780	1:12.743	6	23.250	24.231	23.632	1:11.113
14	25.778	26.328	23.802	1:15.908	7	23.298	24.175	24.160	1:11.633
15	23.840	24.538	23.582	1:11.960	8	23.483	24.910	23.760	1:12.153
16	23.812	24.716	23.723	1:12.251	9	23.354	24.139	23.317	1:10.810
17	23.923	24.737	23.663	1:12.323					
68 Mitch LEVY (NSW) (9th)					82 Chris QUINN (NSW) (10th)				
1	33.740	27.252	24.605	1:25.597	1	39.201	28.594	24.950	1:32.745
2	24.022	25.353	23.914	1:13.289	2	24.305	25.064	23.940	1:13.309
3	23.597	24.955	23.821	1:12.373	3	23.698	24.405	23.500	1:11.603
4	44.829	25.440	23.876	1:34.145	4	23.482	24.305	23.516	1:11.303
5	23.591	25.210	23.622	1:12.423	5	23.406	24.305	23.551	1:11.262
6	23.704	24.780	23.420	1:11.904	84 Thomas BRYDEN (NSW) (15th)				
7	23.699	26.179	8:01.176	8:51.054	1	37.927	29.766	26.495	1:34.188
8	35.907	25.768	24.097	1:25.772	2	25.518	26.008	24.495	1:16.021
9	24.173	27.366	23.934	1:15.473	3	24.266	24.997	23.956	1:13.219
10	23.853	24.891	23.723	1:12.467	4	44.367	25.749	24.163	1:34.279
11	23.673	24.736	23.560	1:11.969	5	42.459	27.109	24.995	1:34.563
12	23.634	24.676	23.450	1:11.760	6	24.343	24.898	23.764	1:13.005
13	23.520	24.950	48.627	1:37.097	7	24.287	27.514	3:22.020	4:13.821
14	31.611	25.763	23.998	1:21.372	8	38.877	26.113	24.446	1:29.436
15	23.868	24.538	23.589	1:11.995	9	24.678	25.010	24.105	1:13.793
16	23.469	24.555	23.505	1:11.529	10	24.022	29.688	24.945	1:18.655
17	23.361	24.360	23.354	1:11.075	11	23.968	24.795	23.941	1:12.704
72 Sam SLESSAR (NT) (19th)					12	24.008	30.560	50.919	1:45.487
1	43.857	37.431	30.391	1:51.679	13	37.535	26.512	24.613	1:28.660
2	31.378	29.349	27.295	1:28.022	14	24.008	24.786	23.802	1:12.596
3	27.895	29.459	24.831	1:22.185	15	23.987	24.751	24.119	1:12.857
4	24.602	25.651	24.259	1:14.512	16	24.111	24.937	23.918	1:12.966
5	24.347	25.624	24.282	1:14.253	85 Joshua CUMMING (QLD) (16th)				
78 Michael BLAIR (NSW) (5th)					1	36.258	28.237	26.486	1:30.981
1	33.476	27.085	24.837	1:25.398	2	25.970	26.258	24.626	1:16.854
2	24.024	24.638	23.941	1:12.603	3	24.347	25.200	24.571	1:14.118
3	23.449	24.285	23.513	1:11.247	4	23.831	25.045	23.900	1:12.776
					5	24.047	24.725	24.062	1:12.834


Scott Laing
 Chief Time Keeper - Scott Laing

Tom Williams
 Clerk of Course - Tom Williams



Computime Race Timing Systems Pty Ltd © 1996
 Licensed to Computime Race Timing Systems
www.computime.com.au

COMPUTIME RACE TIMING SYSTEMS PTY LTD
 9 Timber Lane, Glen Waverley, Vic 3150. Ph : 0418 17 13 17
 E-mail : scott@computime.com.au





2013 QBE



Round 6 : Hidden Valley Raceway - NT : September 13 - 15

**SUPERSPORT
Qualifying**

Date: 14/09/13
Event: Q05
Weather: Partly cloudy - Temp: 28.6C
Track: Dry - Temp: 42.8C

Started at: 09:05:19
Laps: 30 Min
Starters: 24
Printed at: 9:41

PROVISIONAL SPLIT TIMES

Lap	Split 1	Split 2	Split 3	Lap Time	Lap	Split 1	Split 2	Split 3	Lap Time
6	26.123	26.100	1:15.506	2:07.729	9	25.970	26.004	24.720	1:16.694
7	35.308	26.587	24.988	1:26.883	10	25.275	25.887	25.243	1:16.405
8	24.982	25.537	24.047	1:14.566	11	25.341	27.162	25.406	1:17.909
9	24.449	24.751	23.954	1:13.154	12	25.670	26.044	1:12.463	2:04.177
10	24.616	24.624	23.868	1:13.108					
11	24.459	24.607	23.867	1:12.933	96 Aaron GOBERT (NSW) (12th)				
12	30.728	28.973	3:14.421	4:14.122	1	41.525	26.382	24.184	1:32.091
87 Trafford WHALAN (NT) (24th)					2	24.065	25.301	23.550	1:12.916
1	35.345	29.186	26.361	1:30.892	3	23.609	24.572	23.235	1:11.416
2	25.901	26.372	25.446	1:17.719	4	25.399	26.133	9:29.720	10:21.252
3	25.281	26.256	25.312	1:16.849	5	34.673	26.423	23.584	1:24.680
4	25.517	26.177	24.999	1:16.693	6	23.786	24.612	23.472	1:11.870
5	24.916	26.055	25.112	1:16.083	7	23.467	24.528	23.476	1:11.471
6	25.176	25.904	1:17.389	2:08.469	98 Evan BYLES (SA) (21th)				
7	36.441	26.556	25.595	1:28.592	1	37.938	29.250	26.767	1:33.955
8	25.226	25.900	25.082	1:16.208	2	26.250	26.936	25.381	1:18.567
9	25.390	26.163	2:16.777	3:08.330	3	25.250	26.248	25.375	1:16.873
10	35.319	26.880	25.451	1:27.650	4	25.445	26.055	24.746	1:16.246
11	25.562	26.835	25.228	1:17.625	5	24.947	26.015	25.635	1:16.597
89 Anthony VILLELLA (QD) (22th)					6	25.315	25.913	25.052	1:16.280
1	35.736	27.910	25.831	1:29.477	7	24.810	26.132	24.993	1:15.935
2	26.169	26.676	25.108	1:17.953	8	24.811	25.767	24.981	1:15.559
3	25.385	25.853	24.798	1:16.036	9	25.157	25.653	25.018	1:15.828
4	25.274	26.081	24.658	1:16.013	10	25.068	29.729	1:57.180	2:51.977
5	25.384	25.985	24.537	1:15.906	11	35.241	26.477	25.273	1:26.991
6	25.592	25.811	24.663	1:16.066	12	24.833	25.663	24.765	1:15.261
7	26.455	26.276	1:59.270	2:52.001					
8	2:05.496	26.835	25.225	2:57.556					

*** ALL RIDERS QUALIFY - TOP 13 RIDERS QUALIFY FOR SUPERPOLE ***


The results are provisional until the end of the time limit for protests and appeals.

Scott Laing
Chief Time Keeper - Scott Laing

Tom Williams
Clerk of Course - Tom Williams



Computime Race Timing Systems Pty Ltd © 1996
Licensed to Computime Race Timing Systems
www.computime.com.au
COMPUTIME RACE TIMING SYSTEMS PTY LTD
9 Timber Lane, Glen Waverley, Vic 3150. Ph : 0418 17 13 17
E-mail : scott@computime.com.au





2013 QBE



Round 6 : Hidden Valley Raceway - NT : September 13 - 15

**SUPERSPORT
Qualifying**

Date: 14/09/13
Event: Q05
Weather: Partly cloudy - Temp: 28.6C
Track: Dry - Temp: 42.8C

Started at: 09:05:19
Laps: 30 Min
Starters: 24
Printed at: 9:41

PROVISIONAL FASTEST LAPS SEQUENCE

Race Time	No	Name	Machine	Fastest Lap	On Lap
1:32.487	2	Daniel FALZON (SA)	Yamaha YZF-R6	1:26.021	1
2:12.608	17	Sam LAMBERT (NT)	Triumph Daytona	1:21.523	1
2:46.323	2	Daniel FALZON (SA)	Yamaha YZF-R6	1:13.836	2
3:47.749	68	Mitch LEVY (NSW)	Suzuki GSX-R	1:13.289	2
3:58.673	2	Daniel FALZON (SA)	Yamaha YZF-R6	1:12.350	3
4:17.773	64	Aaron MORRIS (NSW)	Yamaha YZF-R6	1:12.014	3
5:09.250	2	Daniel FALZON (SA)	Yamaha YZF-R6	1:10.577	4
5:27.921	64	Aaron MORRIS (NSW)	Yamaha YZF-R6	1:10.148	4
6:37.691	64	Aaron MORRIS (NSW)	Yamaha YZF-R6	1:09.770	5

*** ALL RIDERS QUALIFY - TOP 13 RIDERS QUALIFY FOR SUPERPOLE ***

The results are provisional until the end of the time limit for protests and appeals.

Chief Time Keeper - Scott Laing

Clerk of Course - Tom Williams




Computime Race Timing Systems Pty Ltd © 1996
Licensed to Computime Race Timing Systems

www.computime.com.au

COMPUTIME RACE TIMING SYSTEMS PTY LTD

9 Timber Lane, Glen Waverley, Vic 3150. Ph : 0418 17 13 17

E-mail : scott@computime.com.au





2013



SUPERBIKE CHAMPIONSHIPS

BROUGHT TO YOU BY



www.ma.org.au

**Round 6 : Hidden Valley Raceway - NT : September 13 - 15****SUPERSPORT****Qualifying**

Date: 14/09/13
 Event: Q05
 Weather: Partly cloudy - Temp: 28.6C
 Track: Dry - Temp: 42.8C

Started at: 09:05:19
 Laps: 30 Min
 Starters: 24
 Printed at: 9:41

PROVISIONAL BEST PARTIAL TIMES

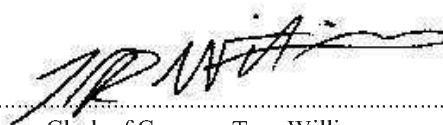
Pos	Name	Split 1		Split 2		Split 3		LAP	Ideal	Fastest
		Time	Name	Time	Name	Time	Name			
1	A. MORRIS	23.001	M. JONES	23.762	A. MORRIS	22.871	A. MORRIS	1:09.770	1:09.770	
2	M. JONES	23.126	A. MORRIS	23.898	M. JONES	22.897	M. JONES	1:09.785	1:10.084	
3	C. SPRIGGS	23.137	M. COOTE	23.939	D. FALZON	23.035	C. SPRIGGS	1:10.530	1:10.801	
4	D. FALZON	23.204	A. WAGNER	23.972	C. SPRIGGS	23.101	D. FALZON	1:10.577	1:10.577	
5	M. BLAIR	23.250	M. BLAIR	24.139	A. GOBERT	23.235	M. BLAIR	1:10.706	1:10.810	
6	S. LAMBERT	23.251	H. PITT	24.259	S. LAMBERT	23.284	A. WAGNER	1:10.783	1:10.892	
7	H. PITT	23.306	C. SPRIGGS	24.292	H. PITT	23.294	H. PITT	1:10.859	1:10.946	
8	M. LEVY	23.361	C. QUINN	24.305	M. BLAIR	23.317	S. LAMBERT	1:10.979	1:11.318	
9	C. QUINN	23.406	D. FALZON	24.338	M. LEVY	23.354	M. COOTE	1:11.045	1:11.045	
10	A. WAGNER	23.449	M. LEVY	24.360	A. WAGNER	23.362	M. LEVY	1:11.075	1:11.075	
11	A. GOBERT	23.467	B. HYDE	24.376	R. TAYLOR	23.481	C. QUINN	1:11.211	1:11.262	
12	R. TAYLOR	23.573	R. TAYLOR	24.396	C. QUINN	23.500	A. GOBERT	1:11.230	1:11.416	
13	M. COOTE	23.602	S. LAMBERT	24.444	M. COOTE	23.504	R. TAYLOR	1:11.450	1:11.561	
14	B. HYDE	23.607	A. GOBERT	24.528	B. HYDE	23.582	B. HYDE	1:11.565	1:11.902	
15	J. CUMMING	23.831	J. CUMMING	24.607	T. BRYDEN	23.764	J. CUMMING	1:12.305	1:12.776	
16	A. QUINN	23.905	T. BRYDEN	24.751	J. CUMMING	23.867	T. BRYDEN	1:12.483	1:12.596	
17	T. BRYDEN	23.968	A. QUINN	24.849	A. QUINN	24.094	A. QUINN	1:12.848	1:13.041	
18	S. SLESSAR	24.347	D. ROUGHLEY	25.394	D. ROUGHLEY	24.167	D. ROUGHLEY	1:14.168	1:14.168	
19	D. ROUGHLEY	24.607	S. RELPH	25.530	S. SLESSAR	24.259	S. SLESSAR	1:14.230	1:14.253	
20	E. BYLES	24.810	S. SLESSAR	25.624	S. RELPH	24.399	S. RELPH	1:14.821	1:15.005	
21	S. RELPH	24.892	E. BYLES	25.653	A. VILLELLA	24.537	E. BYLES	1:15.209	1:15.261	
22	T. WHALAN	24.916	A. VILLELLA	25.811	E. BYLES	24.746	A. VILLELLA	1:15.622	1:15.906	
23	D. SCHEY	25.175	T. WHALAN	25.842	D. SCHEY	24.798	T. WHALAN	1:15.757	1:16.083	
24	A. VILLELLA	25.274	D. SCHEY	25.879	T. WHALAN	24.999	D. SCHEY	1:15.852	1:16.074	

*** ALL RIDERS QUALIFY - TOP 13 RIDERS QUALIFY FOR SUPERPOLE ***

The results are provisional until the end of the time limit for protests and appeals.



Chief Time Keeper - Scott Laing



Clerk of Course - Tom Williams



Computime Race Timing Systems Pty Ltd © 1996
 Licensed to Computime Race Timing Systems

www.computime.com.au**COMPUTIME RACE TIMING SYSTEMS PTY LTD**

9 Timber Lane, Glen Waverley, Vic 3150. Ph : 0418 17 13 17

E-mail : scott@computime.com.au